

RG-EW300 PRO

N300 Wireless Smart Router



Highlights

- Strong signals with four 5dBi antennas and signal amplifiers
- WISP & repeater mode
- Life-time free cloud management supported
- Easy management, easy life
- Three-year warranty

Highlight Features

High Performing Wi-Fi 4 Home Router

Smart choice for your cozy family.
Best solution to fully utilize your Megabit bandwidth.



4 Megabit Ethernet Ports



300Mbps



802.11n

Stronger Signal than the Average

Equipped with signal amplifiers (FEM),
four 5dBi omnidirectional antennas guarantee you efficient and stable connections.



Highlight Features

WISP & Repeater Mode Supported

Newly-added WISP & Repeater mode can amplify Wi-Fi signals to wider range. Enjoy whole-room WiFi coverage and lag free network.

WISP Mode

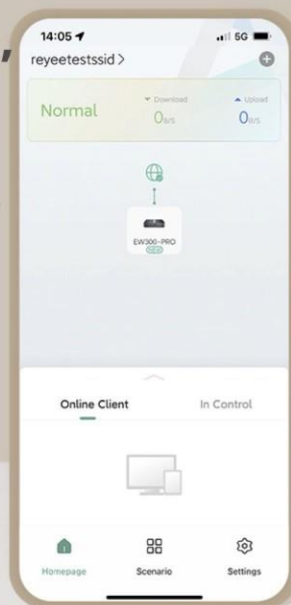


Repeater Mode

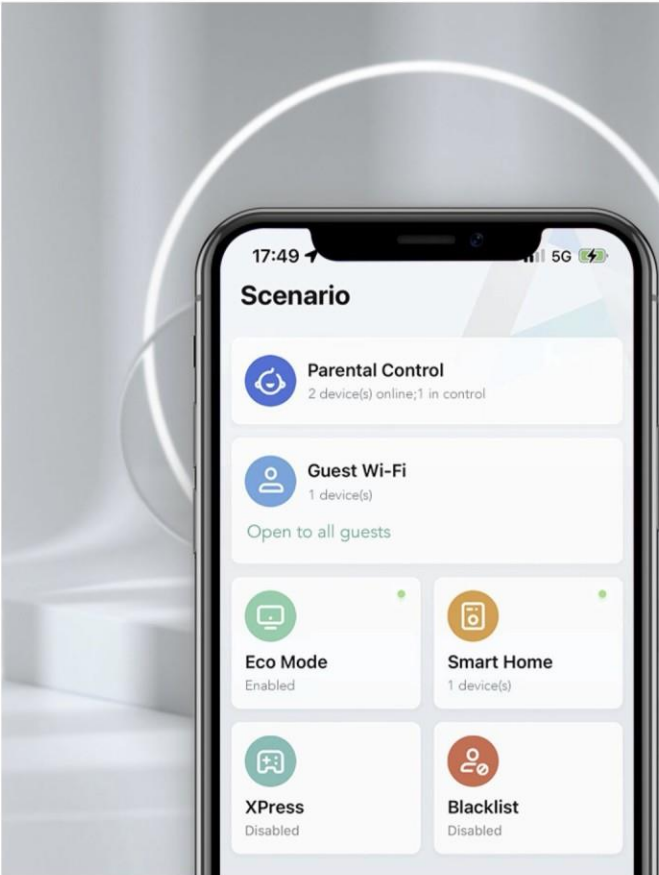


Easy Configuration, Easy Life

Newbie-friendly configuration,
connect to the internet by a few clicks.







Highlight Features



Take Control of Your Home Network at Fingertips

Set up your home network in **Reyee Router App** in two minutes. More **Life-time Free** functions are waiting for you to Explore, Experience, Expect.

Remote Management Parental Control Guest Wi-Fi



Hardware Specifications

Model	RG-EW300 PRO
Wi-Fi Radio	
Operating band	IEEE 802.11b/g/n, 2.400GHz~2.4835GHz;
FEM	EPA
Max. Wi-Fi Speed	2.4 GHz, 300 Mbps
Maximum transmit power	2.4 GHz: 802.11b: 1 Mbps 26 dBm 802.11n: MCS0 26 dBm; MCS7 22 dBm 802.11a/g: 6 Mbps 26 dBm; 54 Mbps 23 dBm Note: The transmit power varies according to regulations in different countries and regions.
Maximum transmit power(EIRP)	Frequency bands using and the max EIRP: Note: Country specific restrictions apply European Union & United Kingdom: 2400-2483.5 MHz, EIRP ≤ 20 dBm Myanmar: 2400-2483.5 MHz, EIRP ≤ 23 dBm Thailand: 2400-2483.5 MHz, EIRP ≤ 20 dBm Indonesia: 2400-2483.5 MHz, EIRP ≤ 27 dBm Egypt: 2400-2483.5 MHz, EIRP ≤ 20 dBm Vietnam: 2400-2483.5 MHz, EIRP ≤ 23 dBm
MIMO	2.4 GHz, 2 x 2
Wi-Fi standard	Wi-Fi 4 (IEEE 802.11n)
Antenna	
Antenna	4 x external antennas
Antenna gain (2.4 GHz)	5 dBi
Certification and Regulatory Compliance	
Certification	CE
Dimensions and Weight	

Hardware Specifications

Model	RG-EW300 PRO
Product dimensions (W x D x H)	180 mm × 180 mm × 30mm (7.08 in. × 7.08 in. × 1.18 in.) (excluding antennas)
Weight	0.26 kg (0.57 lbs) (without packaging materials) 0.8 kg (1.76 lbs) (with packaging materials)
Environment and Reliability	
Operating humidity	5% RH to 95% RH (non-condensing)
Operating temperature	0 °C to +45 °C (32 °F to 113 °F)
Storage humidity	5% RH to 95% RH (non-condensing)
Storage temperature	-40 °C to +70 °C (-40 °F to 158 °F)
Port Specifications	
LEDs	1 x system status LED
LAN ports	3 x 10/100BASE-T ports
WAN ports	1 x 10/100BASE-T port
Power Supply and Consumption	
Power supply	DC 12 V 1.0 A
Product Information	
Warranty	3 years
System Specifications	
RAM	64 MB

Software Specifications

Model	RG-EW300 PRO
Basic Configurations	
LED management	Yes
Internet access mode	PPPoE, DHCP, Static IP, WISP
Preconfiguration	Yes
Reset and keep configurations	Yes
Restoring factory defaults	Yes
Configuration backup	Yes
Local upgrade	Yes
Online upgrade	Yes
Scheduled upgrade	No
AP mode	Yes
Ethernet Switching	
WAN port aggregation	No
LAN port aggregation	No
Specifying the VLAN tag	Yes
IP Service	
Port mapping	Yes
ARP binding	Yes
Number of ARP binding entries	64
DDNS	Yes
No-IP DNS	Yes
Ruijie DDNS	No
NAT-DMZ	Yes
Number of port mapping entries	50

Software Specifications

Model	RG-EW300 PRO
UPnP	Yes
IPv6	Yes
Behavior Management	
Parental control	Yes
Client access control (based on MAC addresses)	Yes
Client access control (based on time)	Yes
Maximum number of controlled clients	32
Maximum number of parental control policies	No
Selecting clients from the client list to block their access to the Internet	Yes
Specifying MAC addresses of controlled clients	Yes
Ethernet Interface	
MAC address cloning	Yes
VLAN-based IPTV	Yes
Flow Control	
Flow control based on number of users	Yes
Standalone/Shared mode	Yes
Interface flow control	Yes
IPTV/VLAN	
Multiple IPTV ports	Yes
Multicast	
IGMP proxy	Yes
IGMP snooping	No
Network Management and Monitoring	

Software Specifications

Model	RG-EW300 PRO
Line detection	Yes
Arabic	Yes
Chinese (Hong Kong Traditional)	Yes
Chinese (Simplified)	Yes
English	Yes
Indonesian	Yes
Italian	Yes
Russian	Yes
Spanish (Latin America)	Yes
Thai	Yes
Turkish	Yes
Vietnamese	Yes
Ruijie Cloud management	Yes
Scheduled device restart	Yes
eWeb login password length	8 to 63 characters
Wired repeater mode	Yes
Wireless repeater mode	Yes
WISP mode	Yes
Rate Limiting	
Client-based rate limiting	Yes
Reyee Mesh 3.0	
Reyee Mesh 3.0	No
Automatic switching between wired and wireless repeater mode	No

Software Specifications

Model	RG-EW300 PRO
Recommended hop count	2
Maximum number of clients	192
Maximum number of devices	32
Security	
Encryption mode	Yes
System Performance Capacity	
Maximum number of concurrent clients	16 (2.4 GHz)
Recommended number of concurrent clients	8 (2.4 GHz)
IPTV/IGMP client capacity	3
IPTV/IGMP multicast capacity	3
IPTV/IGMP wired forwarding performance	15 Mbps
Recommended camera limit	4 (2.4 GHz)
VPN	
Number of concurrent tunnels supported by the OpenVPN server	No
Certificate authentication	No
OpenVPN bandwidth	No
OpenVPN client	No
OpenVPN server	No
Server domain name configuration	No
Username and password authentication	No
Number of concurrent tunnels supported by the PPTP VPN server	No
PPTP VPN client	No
PPTP VPN server	No

Software Specifications

Model	RG-EW300 PRO
Wireless Configuration	
Guest Wi-Fi	Yes
WLAN	
1024-QAM	No
OFDMA	No
MLO	No
DFS	No
802.11k/v roaming	No
Wi-Fi blocklist capacity	30
SSID hiding	Yes

Package Contents

Model	RG-EW300 PRO
Accessories	
Ethernet cable	1
Power adapter	1
Device	
Device	1
Manual	
User Manual	1
Warranty Card	1

Ruijie | REYEE

 Redefine your easy network



Ruijie Networks Co., Ltd.

Official Website: <https://Reyee.Ruijie.com>